FULL VERSION MANUAL

SEEKLIGHT 450 CORD

Art.no 38686

PRODUCT OVERVIEW

The packaging contains the following parts:

- Lamp unit
- Integrated headband
- Integrated battery
- Quick Guide
- Charging cable not included

BEFORE USE

CHARGE THE INTEGRATED BATTERY

1. Tilt the front of the lamp unit forwards to expose the charging port.
2. Connect a USB-C charging cable to the charging port.
3. Connect the other end of the charging cable to a USB-port (either from a power bank or a USB charger/adapter connected to a wall outlet).
4. Beneath the charging port, there is an LED that shows the battery status during charging:

- Red light = battery is charging
- Green light = battery is fully charged

Approximated charging time (depending on input source): 2 h

Note! When the battery is fully charged the charger automatically switches to maintenance mode.
Note! Never leave a lamp unattended during charging.
Note! The charging port is water resistant, but make sure there are no debris inside the port when inserting the cable.

RETRACTABLE CORD HEADBAND

The lamp unit features an integrated, retractable, spring-loaded cord for quick and smooth handling — ideal for electricians, technicians, and maintenance workers who switch frequently between tasks.
The retractable cord lets you quickly pull out the lamp when needed, and just as easily stow it in your pocket or toolbox. The cord retracts automatically to a compact size when released.

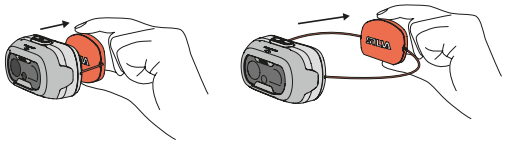

In addition to using SeekLight Cord as a headlamp or just a handheld light source, the cord can be used to mount the lamp in various ways. Simply wrap it around a pole, tool or similar to position the light where you need it.

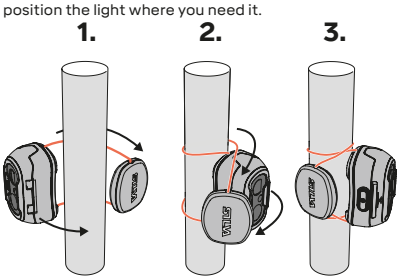

BUTTON LOCK

On the top of the lamp unit there is a push button which controls all light modes.
This button can be locked to prevent the lamp from being lit by accident.

To activate the button lock: make sure the lamp is turned OFF, press the button with an extra long press (3 sec). A small red LED inside the lens will start flashing (not to be confused with the main red LED/red light mode that will also light up briefly). When the small red LED stops flashing and lights constantly and the main red LED turns off - the button is locked.

If you try to start lamp with button lock activated the small LED will flash red to indicate that the lamp is locked.

To deactivate the button lock: press the button with an extra long press (3 sec). The small red LED will start flashing. After 3 seconds, when the button lock is deactivated, the small LED will turn steady green. Now you can start the lamp as normal.

DURING USE

SWITCH ON YOUR HEADLAMP

The push button on the top of the lamp controls all light modes.

→ **SHORT PRESS**

→ **LONG PRESS**

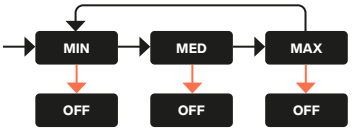

In addition to white light, SeekLight offers a red light mode that preserves your night vision.

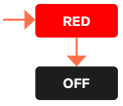

SILVA INTELLIGENT LIGHT

SeekLight Cord features Silva Intelligent Light which combines a long reach spot light with a close flood light. The lamp head is tiltable to give you the right light, exactly where you need it.

BATTERY STATUS INDICATION

When the headlamp is turned off, a small LED inside the lens is turned on to indicate the battery status. This indication will be on for 3 seconds.

- Green light — Battery in good condition
- Red — Battery needs charging

AFTER USE

MAINTENANCE

To ensure optimal performance, clean the headlamp regularly with a damp cloth. If the cord is exposed to salt water or if debris gets into the spring-loaded mechanism inside the back plate, rinse the cord and back plate thoroughly with fresh water.

ABOUT LI-ION BATTERIES

The lamp has an internal Li-ion battery and should be stored in a dry environment within the temperature range of -30˚C and +60˚C. If you would like to store your lamp for a longer period (more than 30 days) the battery should not be fully charged. Recommended charge level for storing is 30%. You can always charge a half full battery without damaging its characteristics.
Do not expose the lamp to extreme temperatures which may cause fire or explosion.
To get the most out of your battery - do not expose the lamp to low temperatures during use.
Do not disassemble or mistreat the lamp unit; risk for chemical burn.

TECHNICAL SPECIFICATIONS

Lumen / Burn time / Light distance:	See matrix below
Weight:	62 g (2.2 oz)
Battery type:	Li-Ion 1.35 Ah / 3.85 V, integrated
Charging time:	2 h
Water resistance:	IPX5
Operative temperature range:	-30 - (+)50˚C
Storage temperature range:	-40 - (+)60˚C

PERFORMANCE:

BRIGHTNESS LEVEL	TRUE LUMEN ANSI*	OPTIMAL FOR	BEAM PATTERN	BURN TIME ANSI**	LIGHT DISTANCE ANSI
MAX	450 lm	medium range work	wide+spot	3 h	90 m / 295 ft
MED	200 lm	close range work	wide+spot	6 h	67 m / 219 ft
MIN	10 lm	ambience/ reading	wide+spot	90 h	15 m / 49 ft

Values are measured and specified according to the ANSI FL1 STANDARD
*Actual light output after 30 seconds.
**Burn time from power-on until lumen reaches <10%.

PROTECTING THE ENVIRONMENT.

Lamp unit, batteries and packaging are recyclable. Please dispose these items at designated recycling stations.

WARRANTY

Silva warrants that your Silva headlamp for a period of five (5) years* will be free from defects in materials and workmanship under normal use. Rechargeable batteries are covered for 2 years or 300 charge cycles. Silva's liability under the warranty is limited to repairing or replacing the product. This limited warranty applies only to the original purchaser. If the product is found to be defective during the warranty period, please contact the original place of purchase. Make sure to have your proof of purchase handy when returning the product. Returns cannot be processed without the original proof of purchase.

This warranty does not apply if the product has been modified or if it has not been installed, used, repaired or maintained in accordance with instructions from Silva. The warranty also does not apply if the product has been subjected to abnormal physical or electrical use or in case of negligence, abuse or accident. The warranty also does not cover normal wear and tear. Silva is not responsible for any consequences (direct or indirect) or damages arising from the use of this product. Under no circumstances will Silva's liability exceed the amount you paid for the product. Some jurisdictions do not allow the exclusion or limitation of incidental or consequential damages, so the above limitation or exclusion may not apply to you.

The warranty is only valid and may only be processed in the country of purchase. The consumer's rights pursuant to law of the country of purchase are not affected by this warranty.

* Headlamp: Five (5) years.
* Rechargeable battery: Two (2) years or 300 charge cycles.

For more information please visit www.silvaweden.com